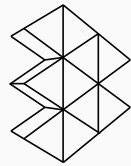


Atresmedia

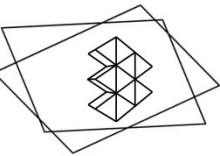
Presentation to investors

MAY 2024



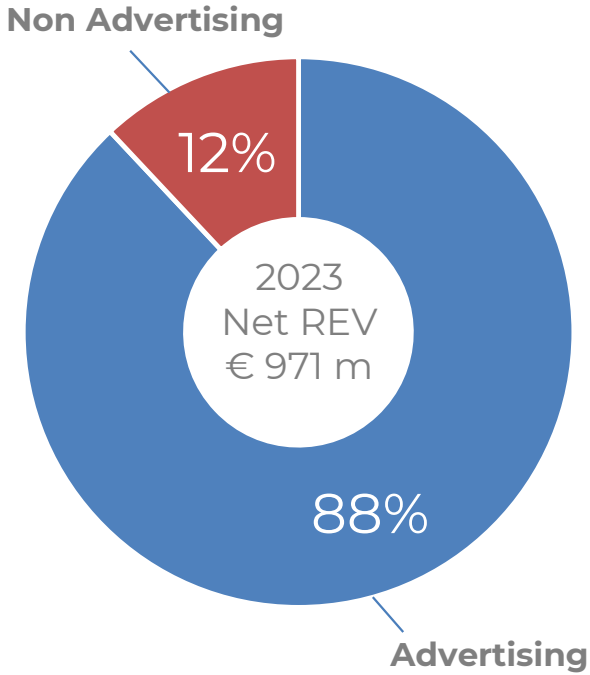
We believe in the power of
reflection and emotion



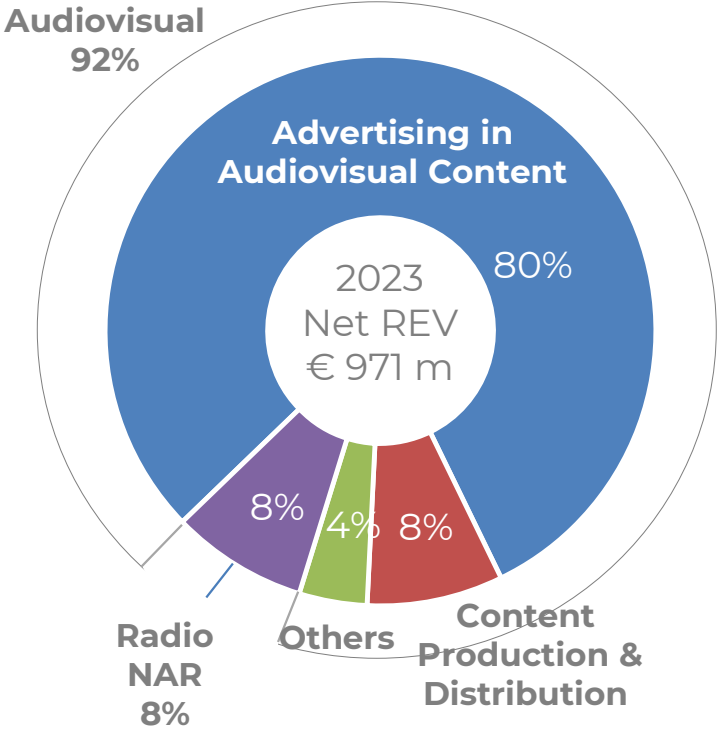


Atresmedia revenue breakdown in 2023

Revenues by origin



Revenues by division



Source: ANNUAL ACCOUNTS
NAR: Net advertising revenue





HIGHLIGHTS FY23

2023: A REMARKABLE YEAR

AUDIENCE LEADERSHIP...

TV	26.8% Total individuals
DIGITAL	25.5 Mill users
RADIO	2.9 Mill/day

...IN A POSITIVE AD MARKET

TOTAL AD MARKET	+4.1%
TV	+2.9%
RADIO	+5.2%

GROW IN ALL OUR DIVISIONS

TOTAL REVENUES	971 M€
AUDIOVISUAL	+2.1%
RADIO	+1.9%

...WHILE KEEPING SOLID MARGINS

EBITDA	173 M€ (Margin= 18%)
NET INCOME	171 M€

EXCELLENT CASH POSITION...

NET CASH POSITION
23 M€

OPERATIVE CASH FLOW/EBITDA

1x


... & ATTRACTIVE SHAREHOLDER REMUNERATION

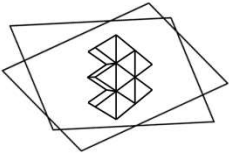
DIVIDENDS PAID
90 M€ (0.40 €/sh.)

DIVIDEND YIELD
≈11%

TOTAL SHAREHOLDER RETURN
(Stock market + Divid.)
≈25%

HIGHLIGHTS





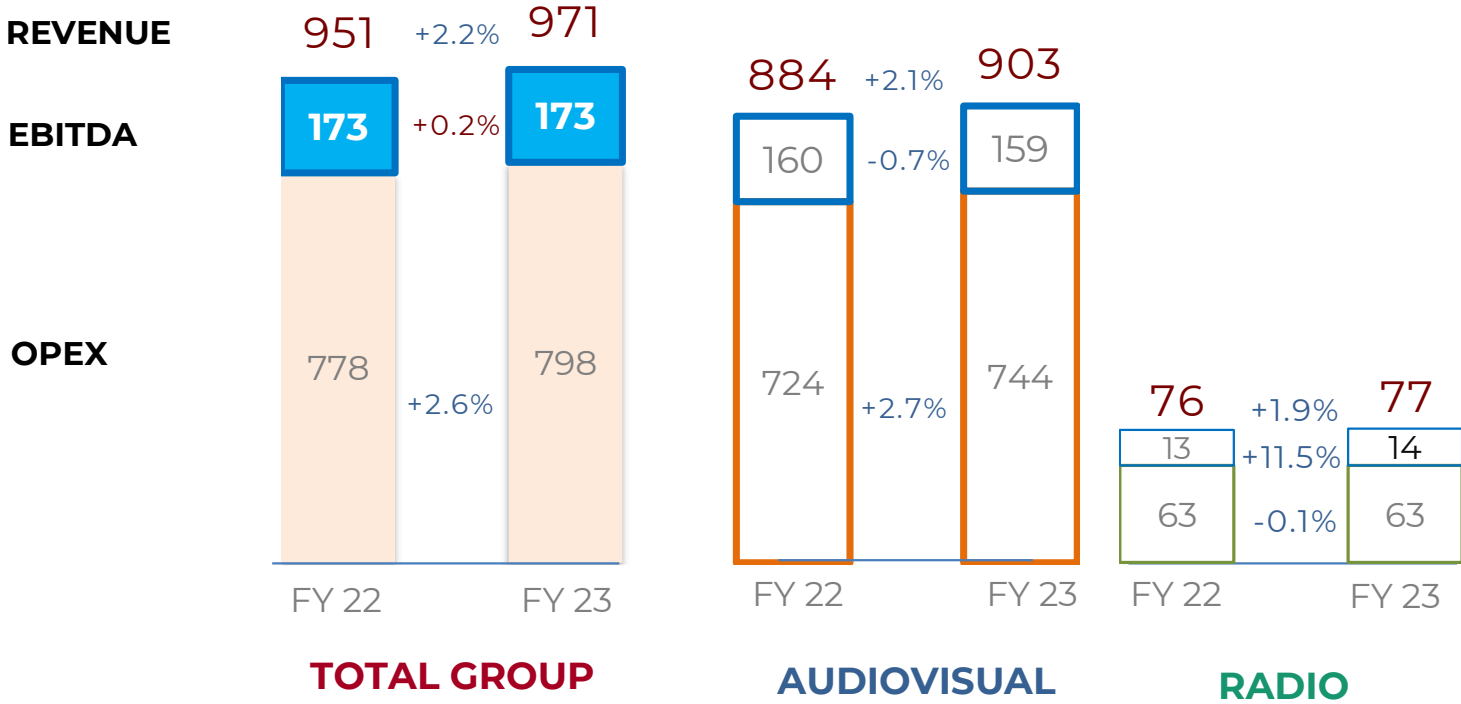
Atresmedia FY 23 results

In € mill.	FY 22	FY 23	var
NET REVENUES	950.8	971.4	+2.2%
OPEX	778.0	798.3	+2.6%
EBITDA	172.8	173.1	+0.2%
<i>Ebitda margin</i>	18.2%	17.8%	
EBIT	155.3	155.3	+0.0%
<i>Ebit margin</i>	16.3%	16.0%	
NET PROFIT	112.9	171.2	+51.6%
<i>Net profit margin</i>	11.9%	17.6%	
Net profit proforma	112.9	118.5	+5.0%
<i>Net profit margin</i>	11.9%	12.2%	



REVENUE, OPEX & EBITDA BY SEGMENT

In € mill

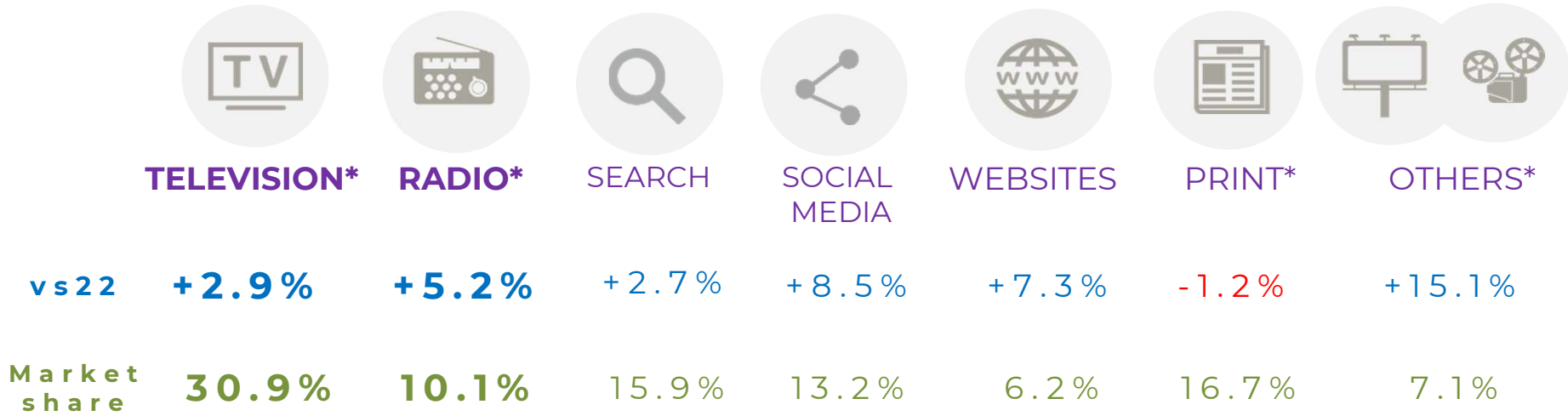


Source: Atresmedia's financial statements



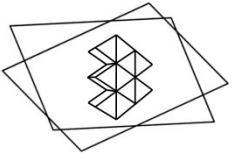
TOTAL MEDIA EVOLUTION IN SPAIN FY 23

TOTAL MEDIA
+4.1% VS FY22



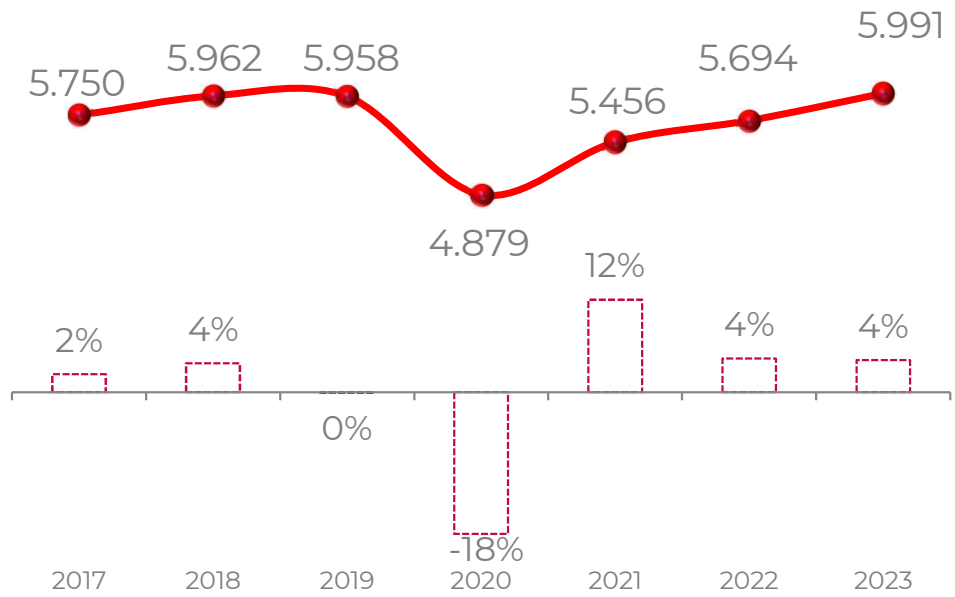
* Includes digital advertising

Source: External estimates (Infoadex)



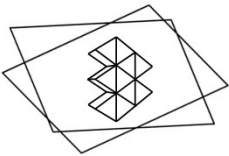
Spanish advertising market

Total ad market



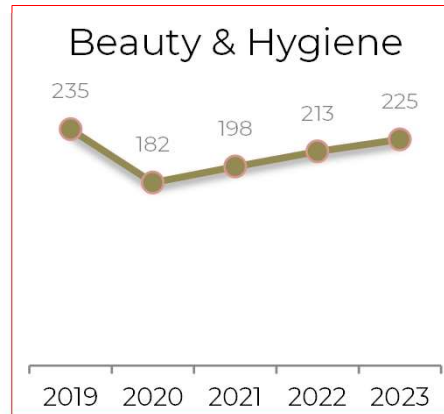
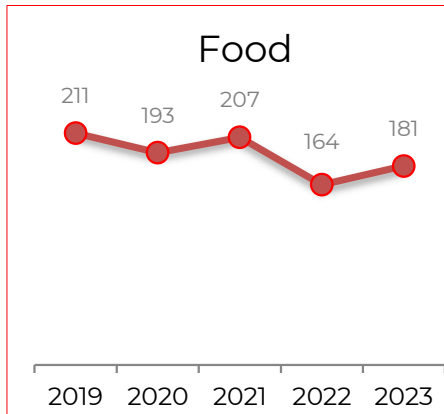
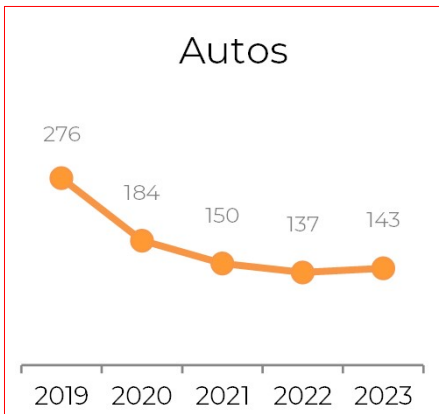
— Market in €mill
- - - % VAR YOY





Categories evolution- Spanish TV Advertising

In Mill €



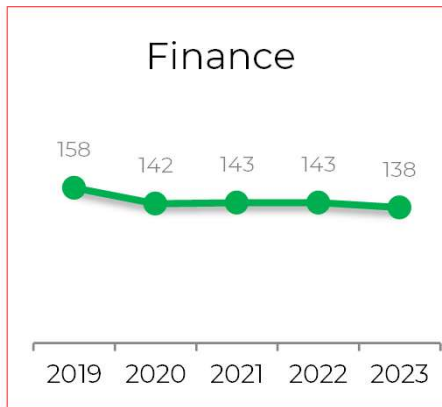
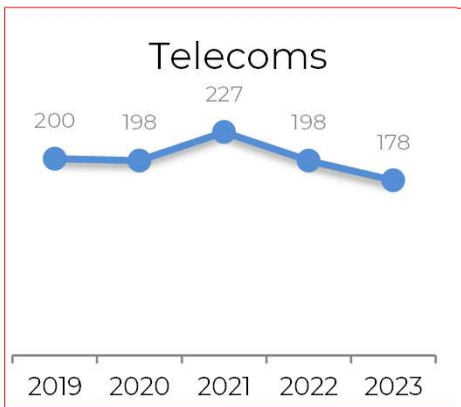
Weight

14% 11% 9% 8% 9%

11% 12% 12% 10% 11%

12% 11% 11% 13% 14%

In Mill €

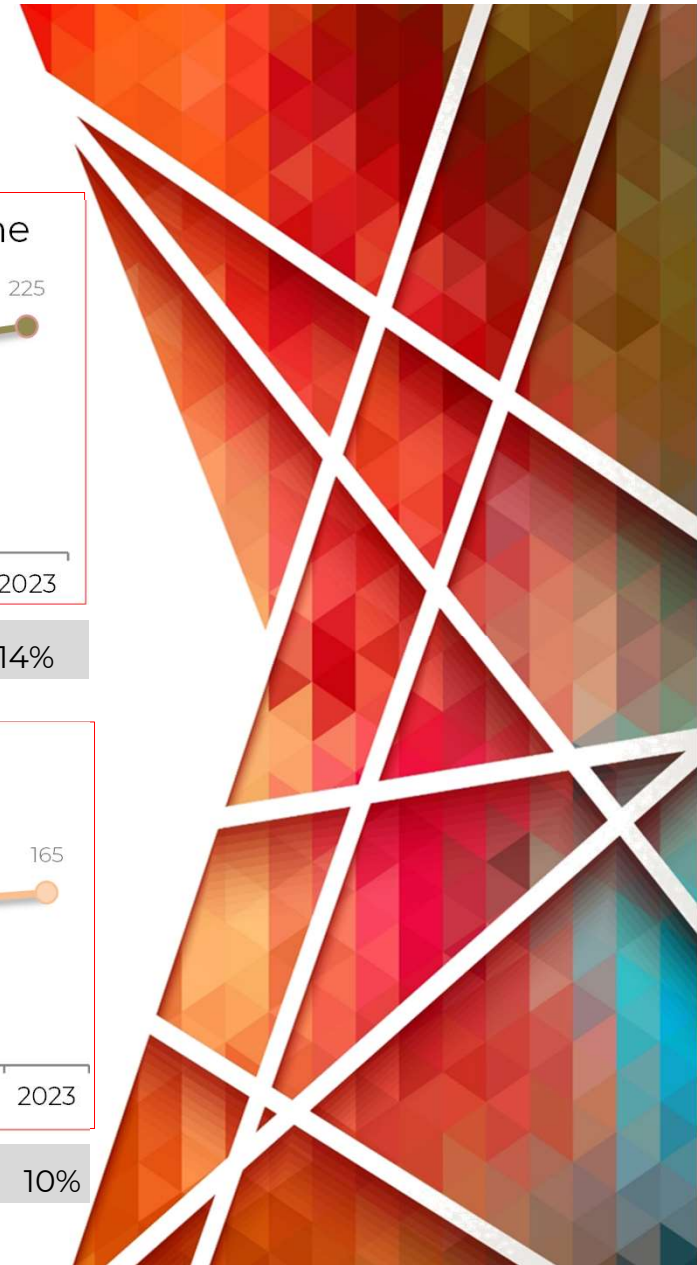


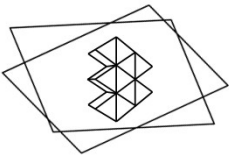
Weight

10% 12% 13% 12% 11%

8% 9% 8% 8% 8%

8% 8% 9% 9% 10%

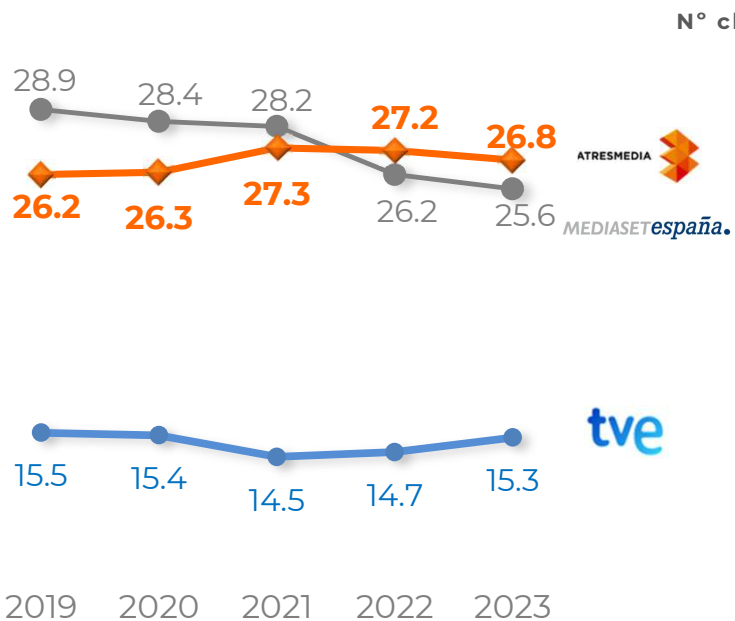




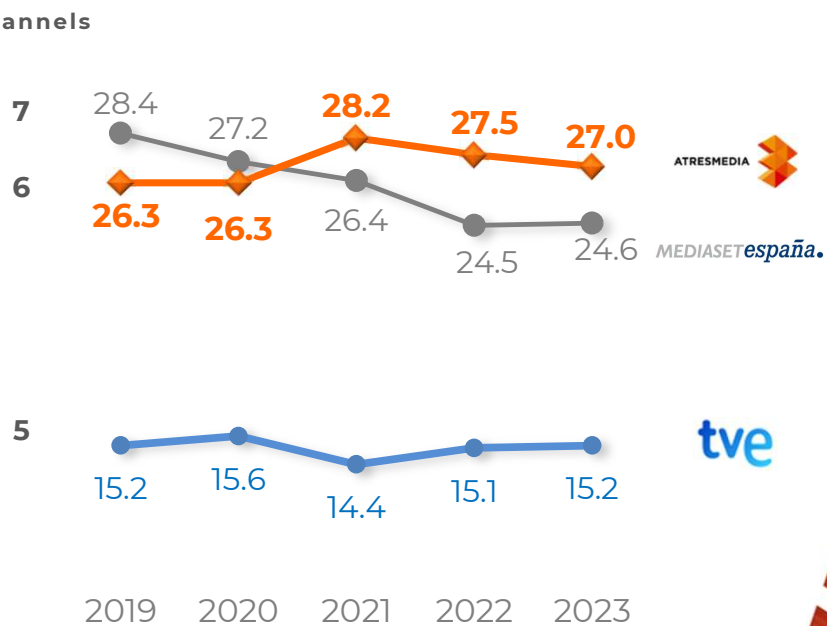
Tv audience share in Spain

In %

AUDIENCE SHARE TOTAL DAY



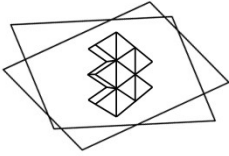
AUDIENCE SHARE PRIME TIME



Source: Kantar Media. Total Individuals 4+

Source: Kantar Media. Commercial Target (25-59y)
> 10,000 inhabitants





ATRESMEDIA DIGITAL BUSINESSES

AVOD/SVOD



2.7 Mill.
Video Player
Users*

15.6 Mill.
Registrations



593 K
(+38% yoy)
Subscribers

ATRESMEDIA SITES

#7 TH

(& 1st audiovisual
group)

Most visited sites
ranking*

25.5 Mill.

Average 2023
Monthly unique users*

OTHERS

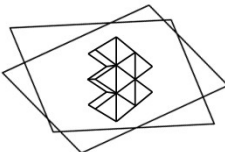


Digital agency
>8% market
share of websites
ad spending



Influencer
marketing
Near 30% market
share of
Influencers ad
spending

Content production and distribution



Atresmedia's
Pay TV channels

TOTAL CONTENT
EXPLOTATION



50 ATRESMEDIA: 50 MOVISTAR+



FTA TV

IN-HOUSE CONTENT
EXPLOTATION



ONLINE




540K

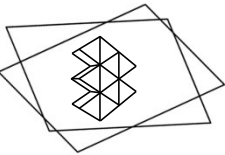


subscribers

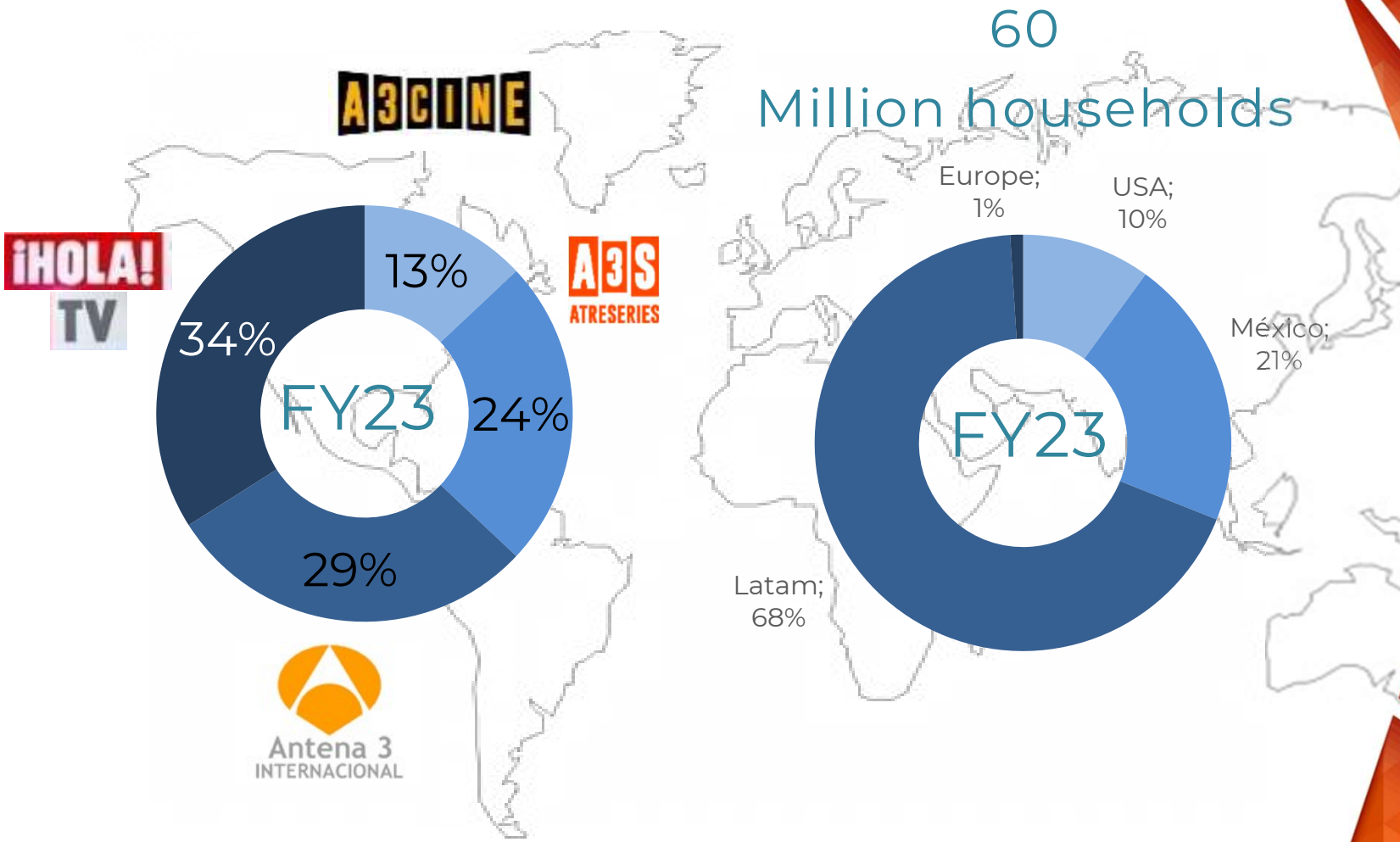
SALE

Direct sales to
Broadcasters



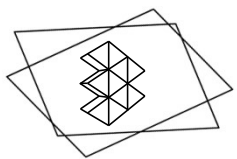


Atresmedia international



Source: Internal data





Atresmedia cine

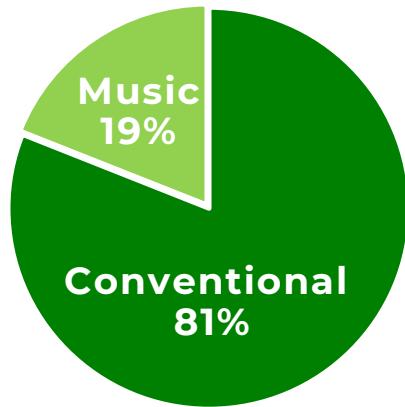
26% box office of Spanish cinema



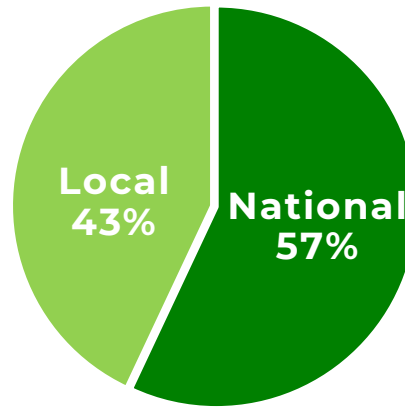


Atresmedia radio REVENUES in 2023

Atresmedia Radio **77.0M€**
+1.9% vs FY22

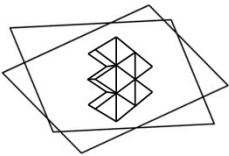


REVENUES BY FORMAT

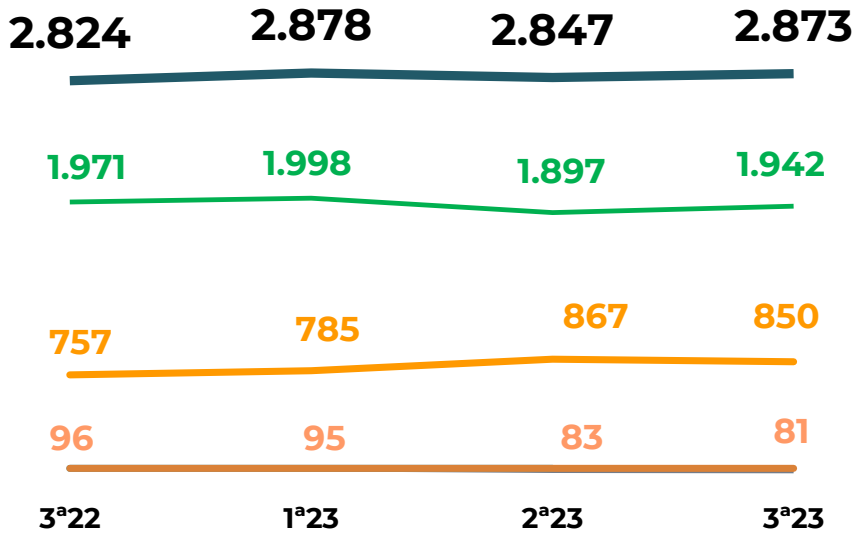


REVENUES BY MARKET



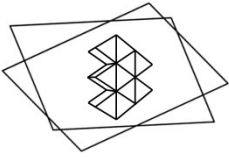


Atresmedia radio audience share



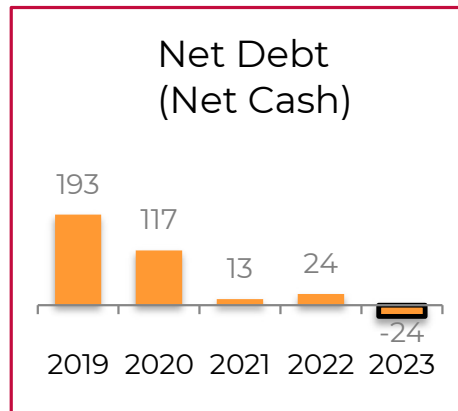
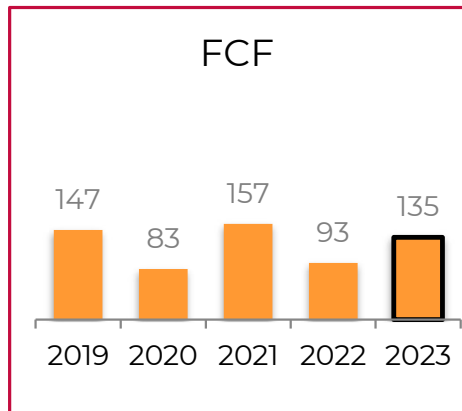
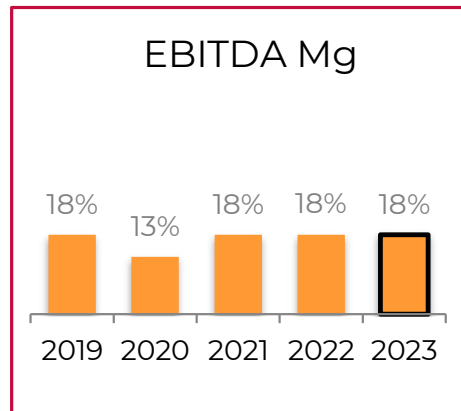
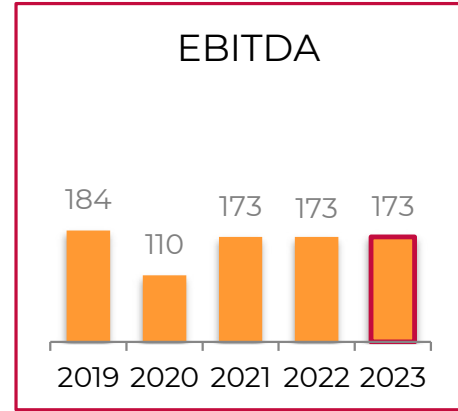
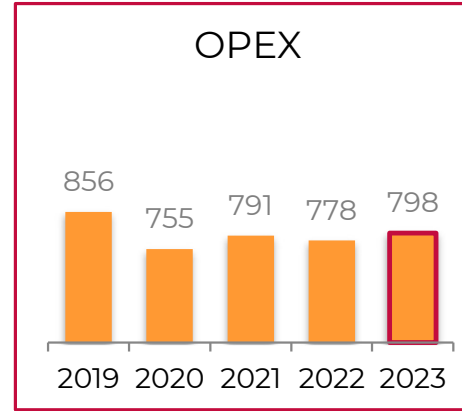
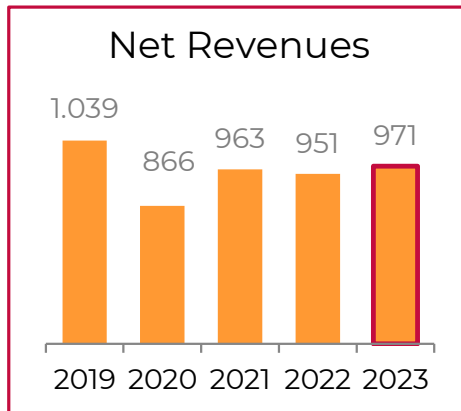
Source: AIMC



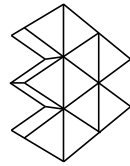


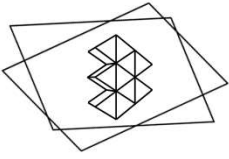
Atresmedia key metrics (last 5 years)

In Mill €



Back up slides

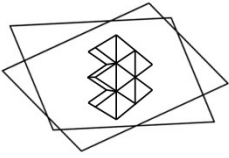




Atresmedia FY 23 results

In € mill.	FY 22	FY 23	var
NET REVENUES	950.8	971.4	+2.2%
OPEX	778.0	798.3	+2.6%
EBITDA	172.8	173.1	+0.2%
<i>Ebitda margin</i>	18.2%	17.8%	
EBIT	155.3	155.3	+0.0%
<i>Ebit margin</i>	16.3%	16.0%	
NET PROFIT	112.9	171.2	+51.6%
<i>Net profit margin</i>	11.9%	17.6%	
Net profit proforma	112.9	118.5	+5.0%
<i>Net profit margin</i>	11.9%	12.2%	

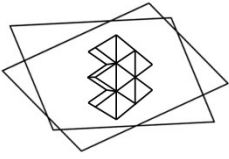




Atresmedia – audiovisual- FY 23 results

In € million	FY22	FY23	VAR
Net revenues	884.2	902.8	+2.1%
OPEX	724.4	744.1	+2.7%
EBITDA	159.8	158.7	-0.7%
<i>EBITDA margin</i>	18.1%	17.6%	
EBIT	144.8	143.3	-1.1%
<i>EBIT margin</i>	16.4%	15.9%	





Atresmedia – radio - FY 23 results

In € million	FY22	FY23	VAR
Net revenues	75.6	77.0	+1.9%
OPEX	62.7	62.6	-0.1%
EBITDA	13.0	14.4	+11.3%
<i>EBITDA margin</i>	<i>17.1%</i>	<i>18.7%</i>	
EBIT	10.5	12.0	+14.9%
<i>EBIT margin</i>	<i>13.8%</i>	<i>15.6%</i>	

